



Unleash your team's creativity with Adobe Creative Cloud for teams.

Creative Cloud for teams is the perfect solution for efficiently producing all your creative work, across all your connected teams in a secured business environment. It offers exclusive tools and services to help your teams collaborate effectively and organise their creative work in a smarter way.



CREATIVE CLOUD FOR TEAMS

Get expert support when you need it.

We all need a little help from time to time, and with Creative Cloud for teams, support from Adobe experts is always close at hand. You can use the admin console to log a support ticket or chat directly with a support agent for technical support, 24/7.

Your Creative Cloud for enterprise membership also entitles you to unlimited 30-minute product expert sessions a year. Use the admin console to book a 30-minute phone call at a convenient time for your users, or simply contact our business support to arrange it for you. Our product expert can use screen sharing software to walk you through complex or new workflows, or explain how to resolve a specific issue.



Make the most of the admin console.

Named-user Licenses		Export CSV		Search	
All Licenses	Count	Name	Product	Status	
Active Users	2	manga.larsen_1022 manga.larsen_1022@adobe.com	Creative Cloud All Apps Multi-language	Active	
Pending Users	0				
Unassigned Licenses	2	Wendy, Ben manga.larsen_1022@adobe.com	Creative Cloud All Apps Multi-language	Active	
Admin Tools					
Administrators	2	No user assigned	Creative Cloud All Apps Multi-language	Payment Needed	
Deployment		No user assigned	Creative Cloud All Apps Multi-language	Payment Needed	
Support					

The admin console puts you at the helm of your organisation's creativity. To discover in more detail how to use it for setting up and managing users, creative apps and services, visit www.adobe.com/go/admin-console-uk and watch our series of short videos.

Want to learn more: visit www.adobe.com/go/admin-console-uk or contact your Adobe reseller

The admin console.

One of these tools is the admin console. It's the central hub where you can manage all of your team's Adobe products. You can use it to easily set up and manage users, creative apps and services, giving you more time to focus on your business.


The admin console gives you:



Complete control over your team's Adobe products.



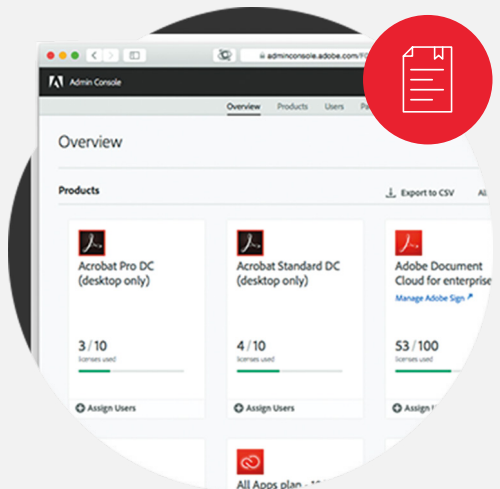
Tools that encourage and increase collaboration.



Easy access to expert support for your business.

User and licence management made simple.

The admin console gives you a quick and clear overview of who your team's Creative Cloud licences are assigned to. Your agreement gives you a single renewal date for all your licences, saving you time and hassle.



Adding users.


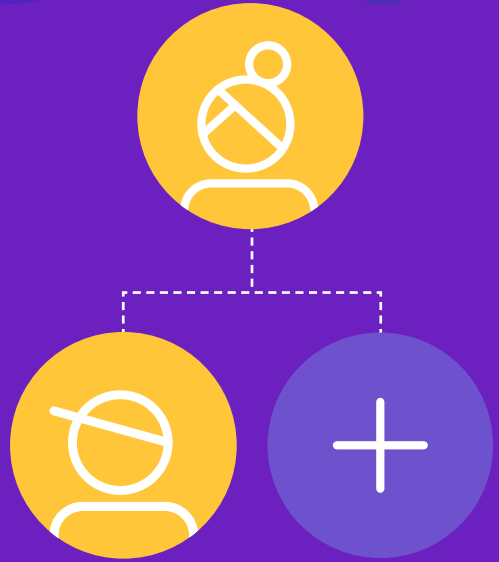
Add users easily via the admin console and then group them by team, location or the apps they use, making them even easier to manage.

Assigning licences.

Assign licences to team members just by clicking their name and selecting the appropriate licence. It's just as simple to unassign a licence when a team member leaves, and reassign it to a new starter.

Growing team? No problem.

As your team grows, and you need additional licences, you can order them directly from the admin console and assign them to the new team members.



Manage software updates your way.

With Creative Cloud for teams, new technology and innovation is available to users the moment it's released. You need to keep your team's software up to date so everyone has access to the latest and greatest versions.

Manage software updates your way using the admin console. Enable your team members to update their software directly, build a package of updates and install them on every computer without user interaction, or deploy software across the whole network.

Whatever works best for you and your team.